

**2020**

# **PEACE, REVELATION AND RECONCILIATION**

**MU  
SEA  
UM**

AUSTRALIAN NATIONAL  
MARITIME MUSEUM

**TEACHER  
INFORMATION**

# ABOUT THE WAR AND PEACE IN THE PACIFIC 75 INTERNATIONAL LEARNING PROGRAM

*War and Peace in the Pacific 75 International Learning Program* is a 5-year project to investigate and commemorate the events and impact of World War II in the Pacific 75 years on, from the tri-national perspectives of Australia, USA and Japan.

## AIMS & OBJECTIVES

- ✓ To examine different national perspectives on significant events of World War II in the Pacific within the context of their country's involvement.
- ✓ To research and present the similarities and differences of those perspectives through primary and secondary sources including witnesses, artefacts, archives, museum collections and experts.
- ✓ To investigate new sources, uncover untold or little-known stories and consider versions of history.
- ✓ To exchange information and ideas with schools in other countries and to foster the value of international collaboration through education, and to consider the role of youth in promoting a future peaceful world.
- ✓ To learn about other cultures and nurture international friendship.

The program consists of two modules – a student-led research project to produce educational resources, and the Youth Ambassador program where representatives from each country tour a different nation each year to host events and foster cultural exchange.

Previous participants have shared their own research methodology and learned from other schools, and displayed their work on-line, in museums, in schools and internationally as an exhibition. The Youth Ambassadors have toured different nations, hosted and spoken at significant events, talked with international diplomats, worked with local and international schools, and met WWII survivors and witnesses.



## THE STORY SO FAR

Year	Theme	Detail
2017	Commemorating Battles	Students used their research to make documentary films. Youth Ambassadors visited Hawaii and hosted a Youth Friendship Ceremony on Battleship Missouri Memorial, Pearl Harbor on 7 December, and met WWII witnesses.
2018	The Home Front	Student research formed a banner exhibition that toured in Australia, Japan and is scheduled for the USA. Youth Ambassadors visited Australia, spoke at Remembrance Day Services and visited the Japanese POW camp at Cowra.
2019	Secrets & Spies	Students presented their research as digital resources at an international online showcase. Youth Ambassadors visited Japan, held their Youth Friendship Ceremony in Hiroshima and met with diplomats and atomic bomb survivors.

## WHAT DOES 2020 HOLD?

**Due to the current restrictions in participating countries, the 2020 program will take a different form than previous years:**

1. Schools can elect to complete the original research / Arts project, or instead join our oral history project. Different groups may work independently on any option.
2. The due date schedule will be extended until the end of 2020.
3. Unfortunately, this year there will not be a travel component for the Youth Ambassadors and delegates, but we will look to organise an international videoconference forum at the end of the year.
4. Rather than a physical exhibition, we will showcase student work in an on-line exhibition, and feature student projects in a digital WWII study unit for schools.
5. We will still appoint Youth Ambassadors, with some changed responsibilities. We will look at opportunities in their own countries, and they will take leading roles in the international on-line forum. We will include the 2020 Youth Ambassadors in the proposed travel component at the end of 2021, should that be possible at the time.
6. The research project has three options. Choose one or several, or set up different groups to work on various options. You may enter up to three projects per school:

Option 1: History Report	Present your historical report in a digital presentation format or PDF
Option 2: Arts project	Present your research in an art format with accompanying reflection
Option 3: Oral history	Join our oral history project to interview people who lived through WWII

As well as your project, please submit a short blog introducing your school, your group (s) and your project. Some photos would be a great inclusion too!

# REVISED 2020 PROGRAM

2020 marks 75 years since the end of WWII. For many, this was a time for joy and liberation as the world prepared for peace, the return of loved ones and release from the shackles of military occupation. For others, it was a time to grieve for lost loved ones and reflect on the scale of destruction in one of the most devastating conflicts in history.

## OPTION 1 – HISTORY REPORT

Locate primary sources through museums, libraries, historical sites and societies, and government archives. Many of these have great online collections and dedicated personnel to assist with enquiries, so you can research within appropriate distancing requirements. You might even find amazing stories within your own family! Submit your research in a digital presentation or report format, 1500 – 3000 words.

**You might explore concepts like these in your country, or other topics of your own choice:**

- ❖ Peace - joy and celebration
- ❖ The fragile nature of peace
- ❖ Families and loss
- ❖ Notions of victory and defeat
- ❖ Factors that led to the end of the war
- ❖ Families re-united
- ❖ Politics, dividing up territories
- ❖ The economic cost of war
- ❖ Were conditions better or worse?
- ❖ Advances in science & industry
- ❖ The ushering in of the atomic age
- ❖ Stateless civilians and refugees
- ❖ Honouring the fallen and notions of memorials
- ❖ Peace at what cost?
- ❖ War brides
- ❖ Learning from the past
- ❖ A changed world
- ❖ Soldiers laid to rest in foreign lands
- ❖ Topics of your own interest

---

## OPTION 2 – ARTS PROJECT

Base your work on the themes outlined in Option 1, or choose your own topic. Add a 300-500 word reflection about your artwork. Choose a medium from below or create your own!

**VISUAL ARTS:** Painting, drawing, sculpture, printmaking, poster, mural, photography, ceramics, textiles, film, animation, installation

**ARCHITECTURE & DESIGN :** Design a memorial, scale model, 3D-design, award or medal, diorama, coin

**LITERATURE:** Graphic novel, manga, illustrated story, poetry, children’s book

**PERFORMING ARTS:** Dance, music, voice, drama, mime, puppetry, dramatic monologue, puppetry, performance art, recitation, music video

**MEDIA ARTS:** Multi-media project, screen-based project, app, e-book, game, website

**EXHIBITION:** Interpret primary resources and create an exhibition at your school, or other space. Document it through photos or film.

## OPTION 3 – ORAL HISTORY PROJECT

Mark the 75<sup>th</sup> anniversary of the end of WWII by documenting the stories of those who lived through it. Talk to them about how they were involved and how the war affected them in the military, as a civilian or as a child. When you frame your questions, think about how important it is to preserve people's experiences – what can we learn from eyewitnesses?

Some things to consider:


- ❖ To ensure distancing regulations you can interview people by phone or record a videoconference. You might like to write out a transcript too.
- ❖ You may be able to contact people through local, State or national organisations such as historical societies, veteran's societies, government agencies, archives etc. We can help you source them too!
- ❖ There may be rich stories in your own family that you can document.
- ❖ Encourage participants to share photos or memorabilia associated with their story.
- ❖ You could do multiple generations eg someone who was a child at the time talking with a parent or other family member.
- ❖ Make sure you have permission to share the story on the museum's website. Ask participant to fill out the permission form.
- ❖ Ask for our *Recording an oral history* guide for a few tips!



Japanese students interviewed a survivor who went to their school during WWII about the 1945 air raids.



An artwork by Marino Yamazaki, Jumonji High School, showing the state of everyday life during wartime. They had to help each other and share their food at that time.



These Australian students created a digital report on WWII in their city.



An Australian school interviewed a Sister who helped in Nagasaki in 1948. Students used their research to create a website.



These American students made a film about a bombing raid on the USA



## REVISED 2020 CALENDAR

1 May 2020	Program registrations open
1 August 2020	Youth Ambassador applications open
16 October 2020	Youth Ambassador applications close
30 October 2020	Program registrations and blog submissions close
13 November 2020	Final project work due at the museum in Australia

NB: All times are 5.00pm your local time

## IMPORTANT

- ✓ As well as your project, please submit a short blog introducing your school, your group (s) and your project. Some photos would be a great inclusion too!
- ✓ You must source web copyright clearance and credits for any non-original material used in your project. We post all works on the museum's *War and Peace in the Pacific 75* web pages.
- ✓ More than one group, or individual students, may participate in the program but there is a maximum of three projects per school. Each submission must cover a different topic or aspect of *Peace, Revelation & Reconciliation* theme.
- ✓ Arts projects can be photographed, scanned, filmed and/or submitted electronically. We will contact you about formats for all options when you register
- ✓ The Australian National Maritime Museum reserves the right to use submissions for promotion, non-profit publication, on-line and through social media.
- ✓ To see previous student projects visit [www.sea.museum/wapip75](http://www.sea.museum/wapip75)

### AUSTRALIAN NATIONAL MARITIME MUSEUM

Australia's national centre for maritime collections, exhibitions, research and archaeology. We are located in Sydney and our diverse and extensive travelling exhibitions and programs carry our messages around urban and regional Australia and across the world. Learning is a key priority.

[www.sea.museum](http://www.sea.museum)

### USA BICENTENNIAL GIFT FUND

In 1988, the people of the United States of America presented a Bicentennial gift of an endowment to the people of Australia to research, interpret and tell the story of maritime links between our seafaring nations. This gift continues to fund the museum's USA-related collection, exhibitions and programs, of which *War and Peace in the Pacific 75* is part.

# YOUTH AMBASSADOR PROGRAM

## WHAT IS A YOUTH AMBASSADOR?

Students who participate in the research project can apply to become a Youth Ambassador. Their role is to promote international friendship, understanding and reconciliation, inspire others to work for a peaceful world, and embrace youth leadership.

We select one Youth Ambassador from each country – Japan, USA and Australia.

**Youth Ambassador Candidates** should have a genuine interest in youth leadership and learning from the past to promote a peaceful future. They should be comfortable in fulfilling formal and non-formal engagements, media commitments, and leadership roles.

**In past years**, Youth Ambassadors represented their school and nation during a week of thought-provoking activities in a different country each year. Duties included speaking at official functions, working with local school students, meeting with diplomats and government representatives, visiting historical and cultural sites, writing articles and leading discussion. The museum funds one teacher and one student from each country.

**In 2020**, we cannot travel internationally, so Youth Ambassadors will have a different role. Working within local restriction policies, duties include coordinating the projects at their school, liaising with various research agencies, taking a leading role at the international videoconference and delivering a speech, giving interviews, writing articles for the museum's magazine, speaking at online functions and meetings, and talking with dignitaries by phone or videoconference.

## WHO CAN APPLY?

- ✓ High school students aged 15 – 18 who participate in the research project
- ✓ There may be multiple applications from each school
- ✓ Students must have written support from the school



YOUTH AMBASSADORS 2017



YOUTH AMBASSADORS 2018



YOUTH AMBASSADORS 2019

## GETTING STARTED

- ✓ First step is for teachers to fill out and submit a **Registration form** to [wapip75@sea.museum](mailto:wapip75@sea.museum)
- ✓ Once registered, send scans of **Media Permission forms** for all students and teachers as soon as possible. These forms must be received before your project is submitted.
- ✓ If you would like to apply for the Youth Ambassador program, submit a **Youth Ambassador Application form** and a letter of recommendation from the School Principal or authorised spokesperson.
- ✓ If you would like an electronic form, please email us at [wapip75@sea.museum](mailto:wapip75@sea.museum)

## KEY CONTACTS

### 1. General Enquiries & submissions

Email: [wapip75@sea.museum](mailto:wapip75@sea.museum)

### 2. Program Convener

Jeff Fletcher

Senior Education Officer, Australian National Maritime Museum

Email: [jeff.fletcher@sea.museum](mailto:jeff.fletcher@sea.museum)

Phone: [+61 292983615](tel:+61292983615) OR [+61 0438672320](tel:+610438672320)

### 3. Program Officer

Anne Doran

Education Officer, Australian National Maritime Museum

Email: [anne.doran@sea.museum](mailto:anne.doran@sea.museum)

Phone: [+61 292983626](tel:+61292983626) OR [+61 0437092306](tel:+610437092306)



# TESTIMONIALS

*"The whole project was just masterfully done and I know that this will be a story that I along with the kids will pass down from ages to ages!"*

Teacher USA



*"When I go back to Japan, I will tell everybody in my school about my experiences during this week and I will show the example of actions to make a peaceful world."*

Student, Japan

*"We believe a way to prevent more wars is to look at the global community. When we look at war we need to look at it not as a large event that that a small town is part of, but as a large event that many small towns are part of and are all connected."*

Student, USA



*To see our three ambassadors take the stage alongside people whose job it is to educate and preserve peace reminded me that it is the project of all of humanity, the most authentic project of all, to intentionally learn from the past and pursue peace."*

Teacher USA

*"All students involved in the program came away with enriched perspectives of each other's histories and even greater than that, a stronger sense of the importance of peace, a more informed vision of how it can be achieved, and the determination to do just that."*

Teacher, Japan

*"No amount of preparation and study could have prepared me for the sensational experience the War & Peace in the Pacific program divulged. This program allowed my personal strength to develop and flourish in a supportive environment where I used my individuality to produce work I never thought myself capable to do."*

Student, Australia



*"I am so happy that I applied for the project as I got so much out of it..."*

Student, Australia

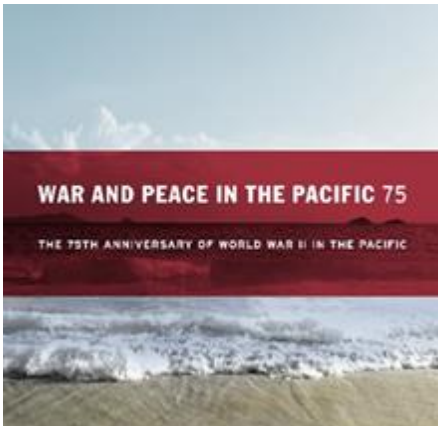
*"It achieved what schools have been wanting to do for years."*

Teacher, Australia

*"The project was critically project - based and moved the learning beyond textbooks to accessing human knowledge of historical events."*

Teacher, Australia





## REGISTRATION FORM

Email us for a digital version of this form [wapip75@sea.museum](mailto:wapip75@sea.museum)

School name:

School address:

School phone number:

Supervising teacher name:

Position:

Email:

Phone number:

Secondary contact at school:

Email:

Phone number:

(Continued overleaf)


Class/ year group:

Number of groups submitting work:

Total number of students taking part:

Area of study /project title:

A brief description of your research project (s):



## MEDIA PERMISSION

Please fill out this form manually and email to [wapip75@sea.museum](mailto:wapip75@sea.museum)

**PERMISSION FOR STUDENT** *(tick appropriate box)*

I, \_\_\_\_\_ *(full name)*

am the parent/guardian and hereby grant permission for the Australian National Maritime Museum and/or invited media to film, record and/or photograph my child:

*(full name)* \_\_\_\_\_ *(age)* \_\_\_\_\_

**OR**

**PERMISSION FOR ADULT** *(tick appropriate box)*

, \_\_\_\_\_ *(full name)*

hereby grant permission for the Australian National Maritime Museum and/or invited media to film, record and/or photograph me.


(For both categories) I understand that:

- The footage, recording, and/or photographs may be cropped/edited and reproduced for publication.
- Any material produced by the student could be reproduced online or in other ANMM products such as magazines and exhibitions.
- The photographs will be kept on file and may be used in future museum publications and/or promotional material including (please tick for acceptance):
  - ANMM external publicity (eg. newspapers, TV, magazines, web etc.)
  - ANMM print material (eg. brochures, annual reports, etc.)
  - ANMM website ([www.sea.museum](http://www.sea.museum))
  - ANMM social media sites (eg. Facebook, flickr, Wordpress, etc.)
  - Outdoor media including posters, screens, roof projections, banners etc.

I agree to the above conditions.

\_\_\_\_\_  
*(Signature)* *(Date)*

Witness: \_\_\_\_\_



## YOUTH AMBASSADOR APPLICATION FORM

Complete one form per entrant

Email us for a digital version of this form [wapip75@sea.museum](mailto:wapip75@sea.museum)

### HOW TO APPLY

By the closing date (see schedule), candidates should submit 4 elements:

- a written application form (see below)
- a short video outlining their goals and thoughts (see below)
- a letter of recommendation from their Principal or authorised spokesperson
- signed acceptance of conditions by their Principal

A teacher from the school or the student candidate may submit the application via email to [wapip75@sea.museum](mailto:wapip75@sea.museum)

Send larger video files via an electronic transfer system such as Dropbox or We Transfer, or ask us for access to the program's Google Drive. Candidates also undertake a phone or video conference interview. A panel of representatives from the Australian National Maritime Museum, NSW Department of Education and external stakeholders make the final selection.

NB. Youth Ambassadors must be 15 – 18 years of age

### WRITTEN & VIDEO APPLICATIONS

Please answer the following questions – maximum 200 words per question:

1. *Why have you applied and what do you hope to gain from participating?*
2. *How can remembering and commemorating the past help us create a peaceful future?*
3. *What personal qualities do you possess that would make you a valuable ambassador?*

The video component is judged on content and screen presence rather than technical merit. The student must be 'on camera' and the piece should be informative, entertaining and showcase the entrants' reporting skills, knowledge, and historical/personal perspective on the topic (maximum 3 minutes):

*Why do you think learning about the past is important to our present and future?*

(Continued overleaf)



**STUDENT ENTRANT DETAILS**

Name:

School:

Date of birth:

Email:

**PARENT/LEGAL CAREGIVER:**

Home address:

Phone contact (home and mobile):

Email contact:

**SUPPORTING TEACHER:**

Title & name:

School:

School address:

Phone contact:

Email contact:

(Continued overleaf)

## TERMS AND CONDITIONS

1. All entrants must submit a fully completed entry form
2. All entrants must be reasonably available for activities October – December 2020
3. Finalists must be available for interviews by phone or videoconference
4. School Principals, or an authorised spokesperson, must provide on behalf of their school a letter of support that addresses the entrants by name, confirms that entrants are representatives of the school and are covered by school insurance.
5. Students will be under the care of their chaperone teacher and will be the teacher's responsibility at all times.
6. The successful entrant agrees to produce a written article, produce a reflection piece about of their experiences and be available for speaking engagements, either in person (local restrictions apply) or via web-conferencing (dates by arrangement). Copyright in the feature article, presentations and media shall upon their creation, vest in and become the property of the Australian National Maritime Museum and may be used for museum purposes.
7. Entrants, parents/legal caregiver and School Principals hereby give permission for images and names of all successful entrants to be used by ANMM for museum purposes.
8. School Principals and teachers undertake to select student entrants whom they feel are of a suitable character for this program.
9. A panel of representatives from the Australian National Maritime Museum, Education NSW and external stakeholders judges the competition. The judges' decision is final. We will notify all applicants by email and list successful candidates on the ANMM website.

We the undersigned understand and agree to the above conditions:

---

Student entrant and date

---

School Principal and date

---

Parent/ legal caregiver and date

---

Supervising teacher and date