


# MU SEA UM



## Bailey's Daily Patrol

Use the photographs of Bailey to create your very own illustrated story of Bailey's Daily Patrol. Under each of the photographs are some simple sentences use them or create your own to write a recount of a day of Bailey's life.



I like swimming in the water.




I was given a special job in the museum to choose (curate) what pictures would be put in an exhibition.




Those pesky seagulls are on the wharf. Here I am getting ready to chase them away.



After a tiring morning, I am in the museum looking at an exhibition.




I like getting to know all the visitors who come to the museum.




Here I am above the wharf and I can see all the visitors and museum workers coming to the museum.



I am checking those pesky seagulls are flying above the water far away from the museum.




Running on the wharf ready to start the day.



After a busy day its rest time on my bed.



I am on the wharf near the water looking at Sam the Seagull above me.



To help me with my exhibition I looked at some of the other exhibitions in the museum.



# MU SEA UM



## Bailey's Daily Patrol



Write a **Recount\*** based on the pictures of Bailey and his work at the museum.

Use the pictures to help. You can pretend that you are Bailey describing the day or as a visitor to the museum and this is what you saw Bailey doing.

You can change the sentences that are under the pictures and change the sequence of the sentence. Use the Template below to help frame your recount.

\*A **recount** is the retelling or **recounting** of an event or an experience. The **purpose** is to tell what happened.

### ORIENTATION

Who, What, Where, When and Why (remember to answer all of these in your opening)


**Who:** Bailey

**What:** A workday at the museum

**Where:** at the Australian National Maritime Museum

**When:**

**Why:**



### EVENTS

You can use the following opening linking words for your sentences

First / Then / After that / Lastly

---

---

---

---

---

---

---

---

---

---

